



# Determination of natural radionuclides in waste generated in the potable water treatment plants of the *Zona da Mata* of the state of Pernambuco- Brazil

A. M. A. Albuquerque<sup>a</sup>; F. C. S. S. França<sup>a</sup>; P. B. Silveira<sup>b</sup>; A. C. Almeida<sup>a</sup>; E. E. G.  
Farias<sup>b</sup>; C. A. Hazin<sup>b</sup>; E. V. Honorato<sup>b</sup>

<sup>a</sup> Federal University of Pernambuco/UFPE/Nuclear Energy Department, 50740-540 Recife, PE, Brazil

<sup>b</sup> Regional Center for Nuclear Sciences, Brazilian Nuclear Energy Commission, 50740-540 Recife, PE, Brazil  
adrianamuniz.a@gmail.com

---

## ABSTRACT

The water intended for human consumption must have qualities that meet the criteria required by health agencies. To meet these requirements, waters from natural sources are generally subject to purification procedures, which aim to minimize the presence of components that may present a potential health risk. Studies show that the processes of purification of water for human consumption are quite effective in the removal of the radionuclides. The material precipitated during the purification process may accumulate the radionuclides present in the treated water and this material is indicated as TENORM by the United States Environmental Protection Agency. This residue may have significant levels of radioactivity and, when discarded in the environment, without any treatment, can generate a problem of environmental impact and a risk to the health of the population. Thus, the present study aimed to evaluate the residues generated in PWTPs from the state of Pernambuco, from the determination of  $^{226}\text{Ra}$  and  $^{228}\text{Ra}$ , included in the potability criteria, and of the gamma-emitting, in order to corroborate the studies of this TENORM. The results obtained are in accordance with the literature and the classification of the residues generated in the PWTPs as concentrators of the radioactive components contained in the water supplied to the system, indicating the need for studies on the impact of the release of this residue to the environment, which is the usual way of disposal of this residue in the study region, considering the established patterns of radiation protection and the possible associated ecological risks.

**Keywords:** waste; radionuclide; water.

---

## 1. INTRODUCTION

The water intended for human consumption must meet the criteria for drinking water, established by health agencies, for the purpose of preserving the health of the population [1; 2]. These criteria are generally achieved by the application of treatment technologies which promote the removal of impurities by coprecipitation with added chemical reagents in the treatment process or by filtration mechanisms which retain them in the treatment system [3; 4; 5; 6].

The studies carried out by Baeza *et al* (2008) and Wisser (2003) showed that the treatment processes are effective for the removal of radionuclides from the treated water, with removal efficiency close to 100% [3; 4]. These radionuclides thus end up concentrating on the waste generated in the treatment, with the potable water treatment plants - PWTPs being included in the group of industries that tend to concentrate radioactive materials of natural occurrence -TENORM, the residue generated in the treatment being evidenced as a TENORM, which indicates the need to characterize its radiological aspect [7; 8; 9; 10; 11].

Fonollosa *et al* (2015) observed in their literature review study, for the presence of radionuclides in the PWTPs, that natural radionuclides, such as uranium, thorium, radio, lead and polonium, are more abundant in the PWTPs residues, exhibiting concentrations of activity ranging from 10 to 7000 Bq.kg<sup>-1</sup>[9]. The composition of these residues, as regards the presence and concentration of activity, is distinct for different regions and treatments, depending on the characteristics of the water being treated, the geology of the study area and anthropic activities [6; 7; 8; 9; 12; 13].

Another important factor, which points out the need to study the residues generated in the PWTPs in relation to their radiological content, is the form of discard applied to them, being of great relevance the dispersion of radionuclides by TENORM. In the region under study, this concern is evidenced by the common release of this residue into the environment without any previous treatment, in rainwater networks or directly in rivers and the like, which can lead to the dispersion of these elements in the environment and consequent risk [8; 5; 6].

The present study therefore has the relevant objective of evaluating the residues generated in the PWTPs of Zona da Mata in the state of Pernambuco, based on the radiological characterization of

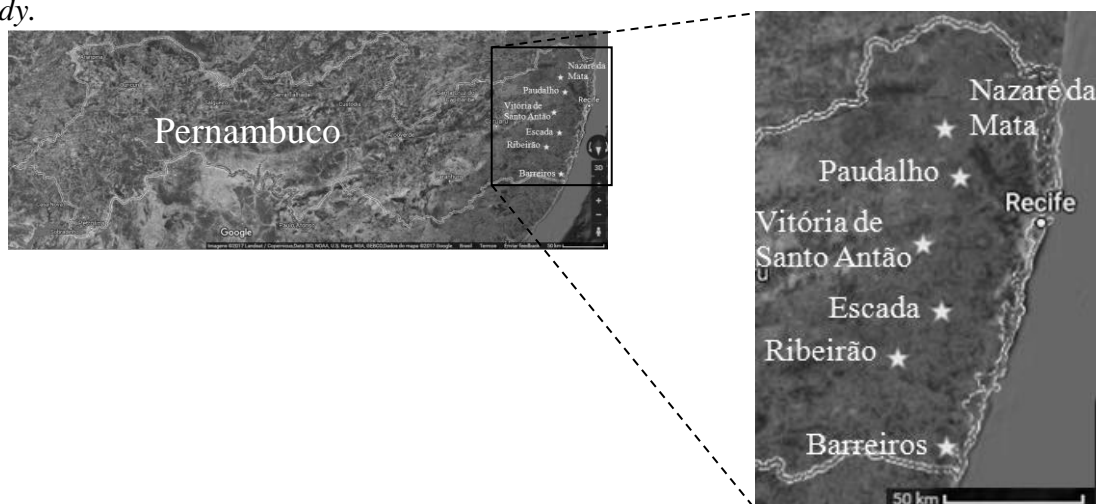
the natural radionuclides present in the residue and determination of  $^{226}\text{Ra}$  and  $^{228}\text{Ra}$ , due to their radioecological importance.

## 2. MATERIALS AND METHODS

### 2.1. Sampling

The residue samples were collected in six PWTPs located in the Zona da Mata of the state of Pernambuco, in the municipalities of Barreiros, Escada, Nazaré da Mata, Paudalho, Ribeirão and Vitória de Santo Antão (Figure 1).

**Figure 1:** Satellite location with highlight to the municipalities of the PWTPs selected for the study.



Source: Google, 2017

The PWTPs participating in the study present a complete cycle of treatment and use of aluminum sulphate as a coagulant, being this configuration the most used in the world and applied in 70% of Brazilian PWTPs [6; 14].

Waters treated in the PWTPs of the study area come from surface water sources, located in the vicinity of PWTs. These sources are generally of low quality and are impacted by the release of

household, industrial and agricultural waste. They present classification of quality of classes 2 and 3, according to the CONAMA Resolution nº 357/2005, which deals with the classification of water bodies. [14; 15].

In the studied region, the municipality of Paudalho presents greater agricultural development, and the municipality of Vitória de Santo Antão presents greater industrial development, being the development of these significantly different from the others [16].

The collections were carried out from July to August 2015, in the period characterized as a rainy season, in which pluviometric indices are recorded that can reach the region up to 1044 mm [17]. This period was chosen, considering that in the literature the highest concentrations of activity are found in the rainy season, for surface water sources, due to the contribution of substances to the bodies of water in this period [7; 8; 12].

The residues were collected with the aid of plastic containers directly from the discharge systems of the decantation and filtration tanks, composing six representative samples of each PWTP [8; 12]. After the collection, the samples were taken to the Environmental Analysis Laboratory of the Regional Nuclear Science Nucleus of the Northeast CRCN / NE, and preceded by pre-treatment.

The pretreatment process consisted of drying the oven samples at 80 ° C until constant weight, with subsequent homogenization and spraying until the entire sample passed through a 63 µm mesh sieve.

The pretreated samples were packed in standard laboratory containers, made of acrylic with a volume of 12.5 cm<sup>3</sup>, and then sealed to allow the growth of the short half-life descendants of <sup>222</sup>Rn, after about 30 days, the samples were taken to counting.

## **2.2. Determination of radionuclides**

In the literature, the characterization of the radiological aspect of the PWTPs residues is widely performed by gamma spectrometry, since this technique provides detailed information on the presence of different radionuclides in a simple way [7; 8; 9; 11].

To determine the radionuclides, the samples were submitted to the gamma spectrometry technique in the CRCN / NE environmental analysis laboratory. The equipment used was a hiperpure

germanium gamma spectrometer with high efficiency, and with 2.6 keV resolution in the 1332 keV energy of the  $^{60}\text{Co}$ , intrinsic efficiency of 40%, and coupled to a Canberra multi-channel analyzer of 8,192 channels, with acquisition managed by Genie-2000 Canberra software.

In order to increase the identification capacity of gamma emitters with low activity levels commonly present in this type of sample, it was selected a counting time of 80,000 seconds [3; 7; 8].

The counting efficiency was determined using the curve generated by the reading of a sample prepared with the same geometry of the analyzed samples, doped with 5 mL of standard solution of  $^{152}\text{Eu}$ ,  $^{133}\text{Ba}$  and  $^{241}\text{Am}$ , provided by IRD/CNEN - Institute of Radioprotection and Dosimetry / National Commissions Nuclear Energy.

In addition to the concentration of radionuclides present in the samples, the activity concentrations of  $^{226}\text{Ra}$  and  $^{228}\text{Ra}$  were calculated. This calculation was performed through the weighted average of the concentration of activity of the isotopes indicated in Table 1, assuming as a weighting factor the probability of emission.

**Table 1:** Gamma energies used for determination of  $^{226}\text{Ra}$  and  $^{228}\text{Ra}$ .

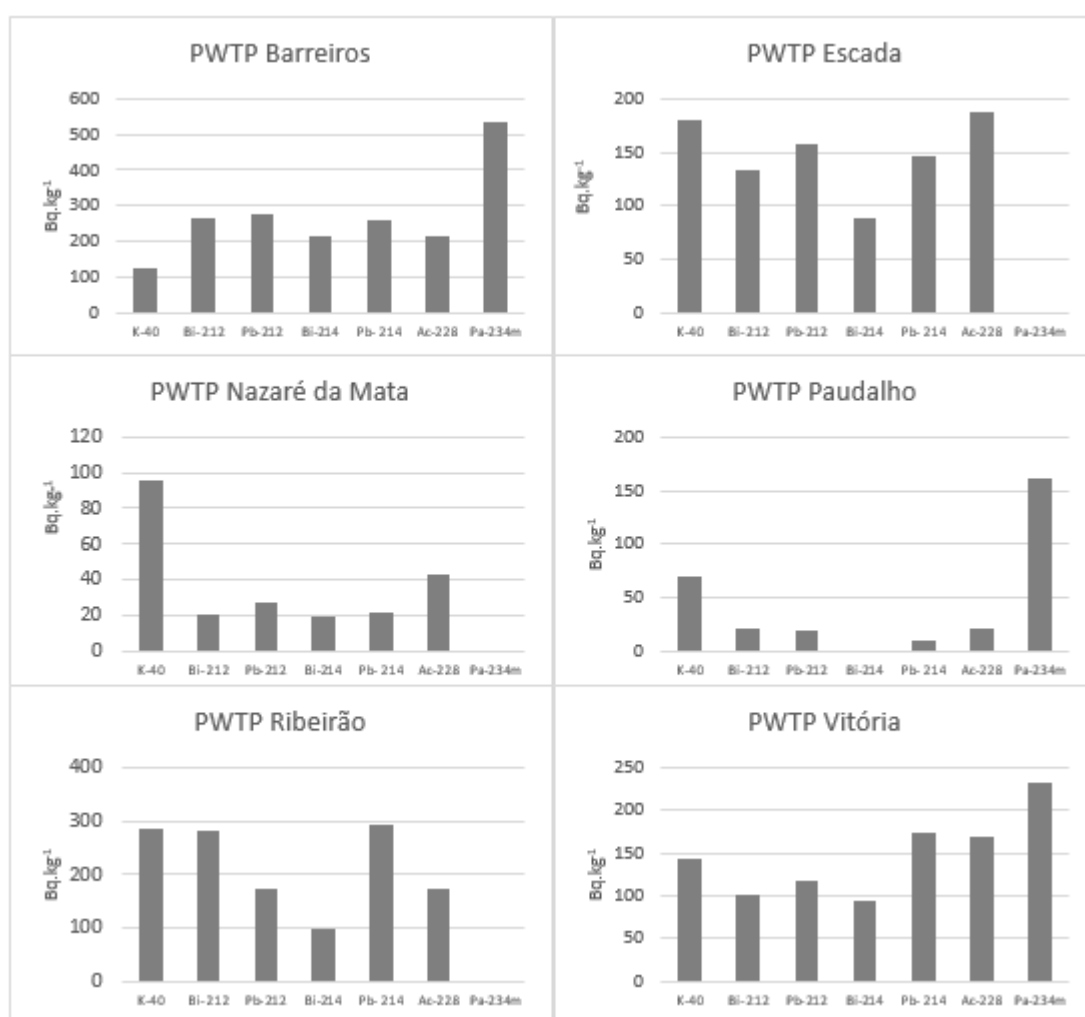
Radionuclides	Issuer	Energy (keV)	Probability of emission (%)
$^{226}\text{Ra}$	$^{214}\text{Pb}$	295.21	18.7
	$^{214}\text{Pb}$	351.92	35.8
	$^{214}\text{Bi}$	609.31	45.0
	$^{214}\text{Bi}$	1120.29	14.9
$^{228}\text{Ra}$	$^{228}\text{Ac}$	911.21	26.6
	$^{228}\text{Ac}$	968.97	16.2

To evaluate the quality of the applied method, some samples were sent to the Laboratory of the Environmental Impact Analysis Service (SEAIA-IRD / CNEN). The obtained concentrations were compared by the t-student test, to evaluate the accuracy of the analysis, with the results belonging to the same distribution with 95% confidence.

### 3. RESULTS AND DISCUSSION

Due to the indication of the residues of the PWTPs as a TENORM, in the literature are observed studies that aim to characterize them regarding the presence of natural radionuclides [7; 8; 9; 12; 18]. The present study also had this objective, being pioneers in the radiological survey of PWTP residues in the region under study. The results obtained can be observed in Figure 2.

**Figure 2:** Activity concentration of radionuclide in the residues.



As can be seen in Figure 1 the radionuclides found in the residues of the PWTPs under study by gamma spectrometry were: 40K, 212Bi, 212Pb, 214Bi, 214Pb, 228Ac and 234mPa, with activity

concentrations ranging from 10 to 524 Bq.kg-1 . These results are in accordance with the literature, regarding the presence of 40 K and the uranium and thorium series descendants, with activities found close to the lower levels described [7, 8, 9, 12, 13].

The literature relates the concentration of radionuclides to the type of treatment technology and the quality of the water to be treated, where this quality depends on the geology of the study area and the anthropic actions [3, 4, 6, 7, 8, 12, 13]. In this aspect, the concentrations found in the residues studied vary between PWPTs due to the aspects of the treated water, since the same type of treatment is applied in all of them.

The agricultural and industrial development of the municipalities showed no relation with the levels found. The municipalities of Paudalho and Vitória, which have significantly greater agricultural and industrial development respectively, did not present concentration differences that indicate some relation [16]. It is possible, however, that there is a local influence of some anthropic activity in the vicinity of the sources used for water supply.

The concentrations found were higher in the Barreiros and Ribeirão PWTPs, located in the south of the state, and smaller in the Nazaré da Mata and Paudalho PWTPs, located in the north of the state, indicating a gradual reduction in the north direction, corroborating the possible relationship with the geology conditions of area.

For a better understanding of the contribution of the radionuclides present in the residues, the correlation between them was verified, as can be observed in Table 2. The isotope of Bi and Pb, and Ac-228, representatives of the 238U and 232Th series, presented a strong correlation, whereas K-40 and 234mPa presented a low correlation, and the correlation of 40K and 234mPa was negative. This aspect is possibly related to the characteristics of the treatment technology applied [3, 4, 7, 12].

**Table 2:** Correlation between the radionuclides in the residue.

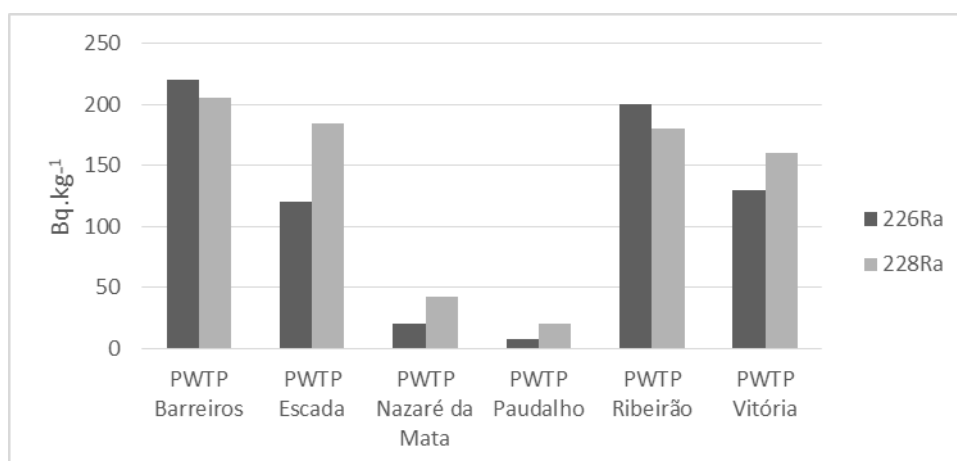
	<i>K-40</i>	<i>Bi-212</i>	<i>Pb- 212</i>	<i>Bi- 214</i>	<i>Pb- 214</i>	<i>Ac- 228</i>	<i>Pa-234m</i>
<b>K-40</b>	1						
<b>Bi- 212</b>	0.732844	1					
<b>Pb- 212</b>	0.465097	0.900604	1				
<b>Bi- 214</b>	0.309839	0.824738	0.974661	1			
<b>Pb- 214</b>	0.773156	0.965205	0.878985	0.8196	1		
<b>Ac- 228</b>	0.601261	0.819374	0.916355	0.875165	0.889893	1	

**Pa- 234m**      -0.3399    0.344813    0.58212    0.716082    0.325696    0.376727    1

---

From the obtained results  $^{226}\text{Ra}$  and  $^{228}\text{Ra}$  were also calculated, due to their radiological importance. The results obtained can be observed in Figure 3

**Figure 3:** Activity concentration of  $^{226}\text{Ra}$  and  $^{228}\text{Ra}$  in the residues.



The values found are in agreement with the literature, where, for example, in the study by Chmielewska et al (2014) concentrations for  $^{226}\text{Ra}$  were obtained from 48 to 243 Bq.kg<sup>-1</sup>, and for  $^{228}\text{Ra}$  from 80 to 3654 Bq.kg<sup>-1</sup> [9,19]. The concentrations of the present study are possibly a consequence of the characteristics of the water under treatment and the high removal rate of these radionuclides in the conventional PWTP [3, 4, 7, 12].

The levels found do not show that the residues under study can be released into the environment, since the risk aspect of this TENORM is not associated to their levels, since they are generally low, but rather to the volume generated [9,10]. An in-depth study of the radioecological consequences of this release is therefore necessary.

#### 4. CONCLUSION

The results corroborate the classification of the residues generated in the PWTPs as concentrators of the radioactive components contained in the water supplied to the system. The evaluated



residues presented concentration of activity of the natural radionuclides of  $^{40}\text{K}$  and of the U and Th series in the range described in the literature, with higher concentrations in the PWTPs located to the south of the state, possibly due to the geological condition of the study area. The risk associated with the dispersion of radionuclides in the environment increases the need for studies to evaluate the release of PWTP residues, considering radiation protection standards.

## ACKNOWLEDGMENT

The authors would like to thank the colleagues who contributed to the study and CNEN for the financial support.

## REFERENCES

- [1] BRASIL - MINISTÉRIO DA SAÚDE. **Portaria nº 2914 de 12 DE DEZEMBRO 2011**. Brasília: ministério da Saúde, 2011.
- [2] WHO - World Health Organization. **Guidelines for drinking-water quality** - 4th ed. 4.Guidelines. I.World Health Organization. ISBN 978 92 4 154815 1 (NLM classification: WA 675), 2011.
- [3] BAEZA, A. SALAS, F. LEGARDA, F. Determining factors in the elimination of uranium and radium from groundwaters during a standard potabilization process. **Science of the total environment** v. 406, p. 24–34, 2008.
- [4] WISSER, S. **Balancing Natural Radionuclides in Drinking Water Supply**. Doctoral Thesis, Johannes Gutenberg-University, Mainz, 2003
- [5] SABESP - Companhia de Saneamento Básico do Estado de São Paulo. **Usos benéficos de lodos de estações de tratamento de água**. Available at: <[http://www.sabesp.com.br/sabesp/filesmng.nsf/DF6C53CCF001D57A832573F00072C0DD/\\$File/sabesp\\_lodos\\_ETA.pdf](http://www.sabesp.com.br/sabesp/filesmng.nsf/DF6C53CCF001D57A832573F00072C0DD/$File/sabesp_lodos_ETA.pdf)>. Last accessed: Jun. 2017.

- [6] DASSANAYAKE, K. B.; JAYASINGHE, G. Y.; SURAPANENI, C. H. A review on alum sludge reuse with special reference to agricultural applications and future challenges. **Waste Management**, v38, p321-335, 2015.
- [7] PALOMO, M.; PEÑALVER, A.; AGUILAR, C.; BORRULL, F. Presence of Naturally Occurring Radioactive Materials in sludge samples from several Spanish water treatment plants. **Journal of Hazardous Materials** v. 181, p. 716–721, 2010a.
- [8] KLEINSCHMIDT, R.; AKBER, R. Naturally occurring radionuclides in materials derived from urban water treatment plants in southeast Queensland, Australia. **J. Environ. Radioact.** v. 99, p. 607–620, 2008.
- [9] FONOLLOSA E.; NIETO A.; PENALVER A.; AGUILAR C.; BORRULL F. Presence of radionuclides in sludge from conventional drinking water treatment plants: A review. **Journal of Environmental Radioactivity** v. 141, 2015.
- [10] USEPA - United States Environmental Protection Agency. **A Regulators' Guide to the Management of Radioactive Residuals from Drinking Water Treatment Technologies**. United States, Environmental Protection Agency, 2005.
- [11] GAFVERT, T.; ELLMARK, C.; HOLM, E. Removal radionuclides at a water work. **Journal Environmental Radioactivity** 141, 2015.
- [12] PALOMO, M.; PEÑALVER, A.; AGUILAR, C.; BORRULL, F. Radioactivity evaluation of Ebro river water and sludge treated in a potable water treatment plant located in the South of Catalonia (Spain). **Applied Radiation and Isotopes** v. 68, p. 474–480, 2010b.
- [13] BAEZA, A.; SALAS, A. ; GUILLÉN, J; MUÑOZ-SERRANO, A. Association of naturally occurring radionuclides in sludges from Drinking Water Treatment Plants previously optimized for their removal. **Chemosphere** v. 97, p. 108–114, 2014.
- [14] IBGE - Instituto Brasileiro de Geografia e Estatística. **Atlas de saneamento 2011**. Rio de Janeiro: IBGE, 2011.
- [15] CONAMA-Conselho Nacional do Meio Ambiente. **Resolução N° 357, de 17 de março de 2005**. Publicado em DOU nº053, de 18/03/2005, p58-63.
- [16] IBGE - Instituto Brasileiro de Geografia e Estatística. **Painel das cidades**. Available at: <<http://cidades.ibge.gov.br/painel/economia.php>>. Last accessed: Jul. 2017.

- [17] APAC- Agência Pernambucana de Águas e Clima. **Estações do ano**. Available at: <<http://www.apac.pe.gov.br/meteorologia/estacoes-do-ano.php>>. Last accessed: Jul. 2017.
- [18] LYT LE, D. A.; SORG, T.; WANG, LILI; CHEN, A. The accumulation of radioactive contaminants in drinking water distribution systems. **Water research** v. 50, p. 396 – 407, 2014.
- [19] CHMIELEWSKA, I.; CHALUPNIK, S.; BONCZYK, M. Natural radioactivity in drinking underground waters in Upper Silesia and solid wastes produced during treatment. **Appl. Radiat . Isot** . 93, 96e100, 2014.